



**Major Road:** TATTERSALL DRIVE  
**Minor Road:** SAANICH ROAD  
**Municipality:** District of Saanich  
**File Name:** Tattersall Drive And Saanich Road - March 2023.xlsx  
**Location #:** TIN000736  
**Count ID:** 2023041  
**Date:** March 1, 2023  
**Day-of-week:** Wednesday

**Intersection Type:** 3-leg  
**Signalized:** No  
**Weather:** Partly cloudy, 6°

**Vehicle Classification:** Car, Trucks, Pedestrian, Bikes

Time of Day	Start	End	Duration
AM	07:30	09:30	02:00
MD	-	-	-
PM	14:00	18:00	04:00
<b>Total</b>	07:30	18:00	06:00

**Notes**

**Comments**

Tattersall Drive And Saanich Road - March 20... - TMC

Wed Mar 1, 2023

Full Length (7:30 AM-9:30 AM, 2 PM-6 PM)

All Classes (Motorcycles, Lights, Single-Unit Trucks, Articulated Trucks, Buses, Pedestrians, Bicycles on Road, Bicycles on Crosswalk)

All Movements

ID: 1045677, Location: 48.456382, -123.369602,

Site Code: TIN000736



**McElhanney**

Provided by: McElhanney Kamloops  
710 Laval Crescent, Kamloops, BC, V2C5P3, CA

Leg Direction	Saanich Rd Southbound					Tattersall Dr Westbound					Sidewalk Only Northbound		Saanich Rd Eastbound					
Time	R	L	U	App	Ped*	R	T	U	App	Ped*	App	Ped*	T	L	U	App	Ped*	Int
2023-03-01 7:30AM	49	7	0	56	3	9	125	0	134	0	0	0	80	20	1	101	0	291
7:45AM	59	8	0	67	8	11	160	0	171	0	0	5	70	22	1	93	0	331
Hourly Total	108	15	0	123	11	20	285	0	305	0	0	5	150	42	2	194	0	622
8:00AM	60	6	0	66	2	6	148	0	154	1	0	8	114	27	1	142	0	362
8:15AM	74	7	0	81	4	6	145	0	151	0	0	5	119	35	0	154	0	386
8:30AM	51	12	0	63	3	13	152	0	165	0	0	2	114	30	0	144	0	372
8:45AM	75	10	0	85	4	10	143	0	153	0	0	4	94	29	2	125	2	363
Hourly Total	260	35	0	295	13	35	588	0	623	1	0	19	441	121	3	565	2	1483
9:00AM	45	7	0	52	3	9	129	0	138	0	0	6	87	28	0	115	1	305
9:15AM	46	8	0	54	3	7	122	0	129	0	0	2	97	21	0	118	0	301
9:30AM	1	0	0	1	0	0	1	0	1	0	0	0	0	0	0	0	0	2
Hourly Total	92	15	0	107	6	16	252	0	268	0	0	8	184	49	0	233	1	608
2:00PM	49	0	0	49	6	3	107	0	110	0	0	2	94	28	0	122	0	281
2:15PM	44	9	0	53	3	5	113	0	118	0	0	3	123	39	0	162	0	333
2:30PM	35	6	0	41	4	6	113	0	119	0	0	6	97	44	0	141	0	301
2:45PM	55	9	0	64	7	7	127	0	134	0	0	2	119	48	0	167	0	365
Hourly Total	183	24	0	207	20	21	460	0	481	0	0	13	433	159	0	592	0	1280
3:00PM	48	4	0	52	10	9	160	0	169	0	0	3	105	46	1	152	1	373
3:15PM	54	4	0	58	10	11	132	0	143	0	0	5	114	52	0	166	0	367
3:30PM	48	5	0	53	3	4	124	0	128	0	0	5	128	48	0	176	0	357
3:45PM	49	4	0	53	11	9	157	0	166	0	0	9	127	55	0	182	0	401
Hourly Total	199	17	0	216	34	33	573	0	606	0	0	22	474	201	1	676	1	1498
4:00PM	52	7	0	59	1	4	151	0	155	0	0	5	130	60	0	190	1	404
4:15PM	47	4	0	51	3	9	164	0	173	0	0	6	152	61	0	213	1	437
4:30PM	50	11	0	61	6	7	148	0	155	0	0	1	145	68	0	213	0	429
4:45PM	46	6	0	52	3	9	135	0	144	0	0	4	153	68	2	223	0	419
Hourly Total	195	28	0	223	13	29	598	0	627	0	0	16	580	257	2	839	2	1689
5:00PM	42	4	0	46	7	6	124	0	130	0	0	2	149	78	0	227	0	403
5:15PM	53	6	0	59	4	6	108	0	114	1	0	6	130	66	0	196	1	369
5:30PM	41	8	0	49	4	2	137	0	139	0	0	9	110	57	0	167	0	355
5:45PM	50	7	0	57	6	6	90	0	96	0	0	5	125	51	0	176	0	329
Hourly Total	186	25	0	211	21	20	459	0	479	1	0	22	514	252	0	766	1	1456
<b>Total</b>	1223	159	0	1382	118	174	3215	0	3389	2	0	105	2776	1081	8	3865	7	8636
<b>% Approach</b>	88.5%	11.5%	0%	-	-	5.1%	94.9%	0%	-	-	-	-	71.8%	28.0%	0.2%	-	-	-
<b>% Total</b>	14.2%	1.8%	0%	16.0%	-	2.0%	37.2%	0%	39.2%	-	0%	-	32.1%	12.5%	0.1%	44.8%	-	-
<b>Motorcycles</b>	0	0	0	0	-	0	5	0	5	-	0	-	5	1	0	6	-	11
<b>% Motorcycles</b>	0%	0%	0%	0%	-	0%	0.2%	0%	0.1%	-	-	-	0.2%	0.1%	0%	0.2%	-	0.1%
<b>Lights</b>	1153	152	0	1305	-	160	3142	0	3302	-	0	-	2712	1011	7	3730	-	8337
<b>% Lights</b>	94.3%	95.6%	0%	94.4%	-	92.0%	97.7%	0%	97.4%	-	-	-	97.7%	93.5%	87.5%	96.5%	-	96.5%
<b>Single-Unit Trucks</b>	12	0	0	12	-	2	41	0	43	-	0	-	33	13	0	46	-	101
<b>% Single-Unit Trucks</b>	1.0%	0%	0%	0.9%	-	1.1%	1.3%	0%	1.3%	-	-	-	1.2%	1.2%	0%	1.2%	-	1.2%
<b>Articulated Trucks</b>	0	0	0	0	-	0	0	0	0	-	0	-	3	0	0	3	-	3
<b>% Articulated Trucks</b>	0%	0%	0%	0%	-	0%	0%	0%	0%	-	-	-	0.1%	0%	0%	0.1%	-	0%
<b>Buses</b>	49	3	0	52	-	2	13	0	15	-	0	-	13	46	0	59	-	126
<b>% Buses</b>	4.0%	1.9%	0%	3.8%	-	1.1%	0.4%	0%	0.4%	-	-	-	0.5%	4.3%	0%	1.5%	-	1.5%
<b>Bicycles on Road</b>	9	4	0	13	-	10	14	0	24	-	0	-	10	10	1	21	-	58
<b>% Bicycles on Road</b>	0.7%	2.5%	0%	0.9%	-	5.7%	0.4%	0%	0.7%	-	-	-	0.4%	0.9%	12.5%	0.5%	-	0.7%
<b>Pedestrians</b>	-	-	-	-	116	-	-	-	-	2	-	104	-	-	-	-	-	4
<b>% Pedestrians</b>	-	-	-	-	98.3%	-	-	-	-	100%	-	99.0%	-	-	-	-	-	57.1%

Leg Direction	Saanich Rd Southbound					Tattersall Dr Westbound					Sidewalk Only Northbound		Saanich Rd Eastbound						
Time	R	L	U	App	Ped*	R	T	U	App	Ped*	App	Ped*	T	L	U	App	Ped*	Int	
Bicycles on Crosswalk	-	-	-	-	2	-	-	-	-	0	-	1	-	-	-	-	-	3	
% Bicycles on Crosswalk	-	-	-	-	1.7%	-	-	-	-	0%	-	1.0%	-	-	-	-	-	42.9%	-

\*Pedestrians and Bicycles on Crosswalk. L: Left, R: Right, T: Thru, U: U-Turn

Tattersall Drive And Saanich Road - March

20... - TMC

Wed Mar 1, 2023

Full Length (7:30 AM-9:30 AM, 2 PM-6 PM)

All Classes (Motorcycles, Lights, Single-Unit Trucks, Articulated Trucks, Buses, Pedestrians, Bicycles on Road, Bicycles on Crosswalk)

All Movements

ID: 1045677, Location: 48.456382, -123.369602,

Site Code: TIN000736



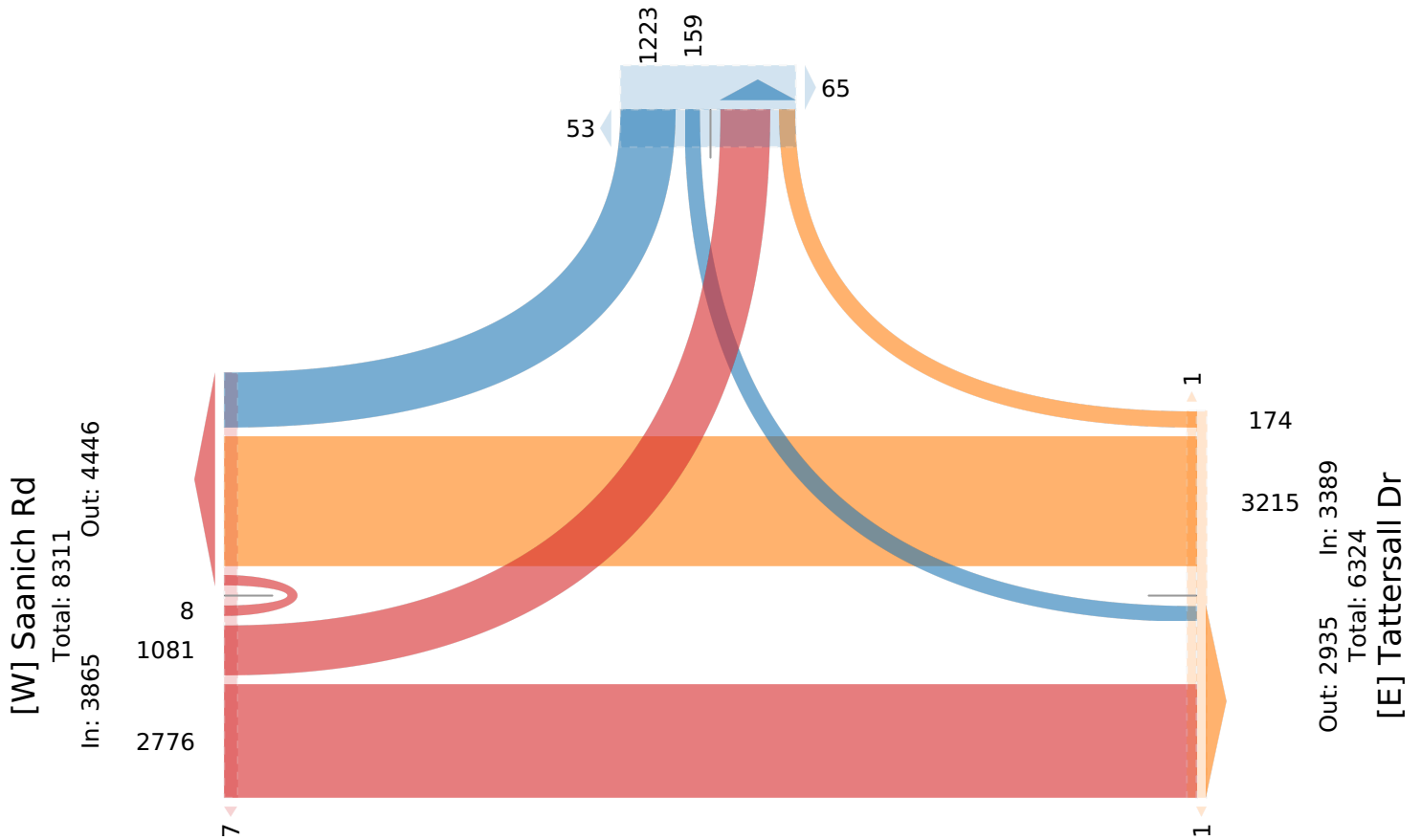
**McElhanney**

Provided by: McElhanney Kamloops  
710 Laval Crescent, Kamloops, BC, V2C5P3, CA

[N] Saanich Rd

Total: 2637

In: 1382 Out: 1255



[S] Sidewalk Only

Tattersall Drive And Saanich Road - March 20... - TMC

Wed Mar 1, 2023

AM Peak (8 AM - 9 AM)

All Classes (Motorcycles, Lights, Single-Unit Trucks, Articulated Trucks, Buses, Pedestrians, Bicycles on Road, Bicycles on Crosswalk)

All Movements

ID: 1045677, Location: 48.456382, -123.369602,

Site Code: TIN000736



**McElhanney**

Provided by: McElhanney Kamloops  
710 Laval Crescent, Kamloops, BC, V2C5P3, CA

Leg Direction	Saanich Rd Southbound					Tattersall Dr Westbound					Sidewalk Only Northbound		Saanich Rd Eastbound					
Time	R	L	U	App	Ped*	R	T	U	App	Ped*	App	Ped*	T	L	U	App	Ped*	Int
2023-03-01 8:00AM	60	6	0	66	2	6	148	0	154	1	0	8	114	27	1	142	0	362
8:15AM	74	7	0	81	4	6	145	0	151	0	0	5	119	35	0	154	0	386
8:30AM	51	12	0	63	3	13	152	0	165	0	0	2	114	30	0	144	0	372
8:45AM	75	10	0	85	4	10	143	0	153	0	0	4	94	29	2	125	2	363
<b>Total</b>	260	35	0	295	13	35	588	0	623	1	0	19	441	121	3	565	2	1483
<b>% Approach</b>	88.1%	11.9%	0%	-	-	5.6%	94.4%	0%	-	-	-	-	78.1%	21.4%	0.5%	-	-	-
<b>% Total</b>	17.5%	2.4%	0%	19.9%	-	2.4%	39.6%	0%	42.0%	-	0%	-	29.7%	8.2%	0.2%	38.1%	-	-
<b>PHF</b>	0.880	0.729	-	0.880	-	0.667	0.962	-	0.941	-	-	-	0.926	0.875	0.375	0.920	-	0.963
<b>Motorcycles</b>	0	0	0	0	-	0	1	0	1	-	0	-	0	0	0	0	-	1
<b>% Motorcycles</b>	0%	0%	0%	0%	-	0%	0.2%	0%	0.2%	-	-	-	0%	0%	0%	0%	-	0.1%
<b>Lights</b>	245	35	0	280	-	31	573	0	604	-	0	-	426	110	3	539	-	1423
<b>% Lights</b>	94.2%	100%	0%	94.9%	-	88.6%	97.4%	0%	97.0%	-	-	-	96.6%	90.9%	100%	95.4%	-	96.0%
<b>Single-Unit Trucks</b>	3	0	0	3	-	0	8	0	8	-	0	-	11	3	0	14	-	25
<b>% Single-Unit Trucks</b>	1.2%	0%	0%	1.0%	-	0%	1.4%	0%	1.3%	-	-	-	2.5%	2.5%	0%	2.5%	-	1.7%
<b>Articulated Trucks</b>	0	0	0	0	-	0	0	0	0	-	0	-	1	0	0	1	-	1
<b>% Articulated Trucks</b>	0%	0%	0%	0%	-	0%	0%	0%	0%	-	-	-	0.2%	0%	0%	0.2%	-	0.1%
<b>Buses</b>	9	0	0	9	-	1	3	0	4	-	0	-	3	6	0	9	-	22
<b>% Buses</b>	3.5%	0%	0%	3.1%	-	2.9%	0.5%	0%	0.6%	-	-	-	0.7%	5.0%	0%	1.6%	-	1.5%
<b>Bicycles on Road</b>	3	0	0	3	-	3	3	0	6	-	0	-	0	2	0	2	-	11
<b>% Bicycles on Road</b>	1.2%	0%	0%	1.0%	-	8.6%	0.5%	0%	1.0%	-	-	-	0%	1.7%	0%	0.4%	-	0.7%
<b>Pedestrians</b>	-	-	-	-	13	-	-	-	-	1	-	19	-	-	-	-	-	0
<b>% Pedestrians</b>	-	-	-	-	100%	-	-	-	-	100%	-	100%	-	-	-	-	-	0%
<b>Bicycles on Crosswalk</b>	-	-	-	-	0	-	-	-	-	0	-	0	-	-	-	-	-	2
<b>% Bicycles on Crosswalk</b>	-	-	-	-	0%	-	-	-	-	0%	-	0%	-	-	-	-	-	100%

\*Pedestrians and Bicycles on Crosswalk. L: Left, R: Right, T: Thru, U: U-Turn

Tattersall Drive And Saanich Road - March

20... - TMC

Wed Mar 1, 2023

AM Peak (8 AM - 9 AM)

All Classes (Motorcycles, Lights, Single-Unit Trucks, Articulated Trucks, Buses, Pedestrians, Bicycles on Road, Bicycles on Crosswalk)

All Movements

ID: 1045677, Location: 48.456382, -123.369602,

Site Code: TIN000736



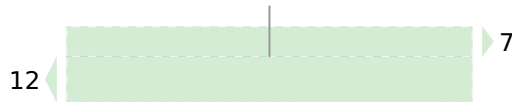
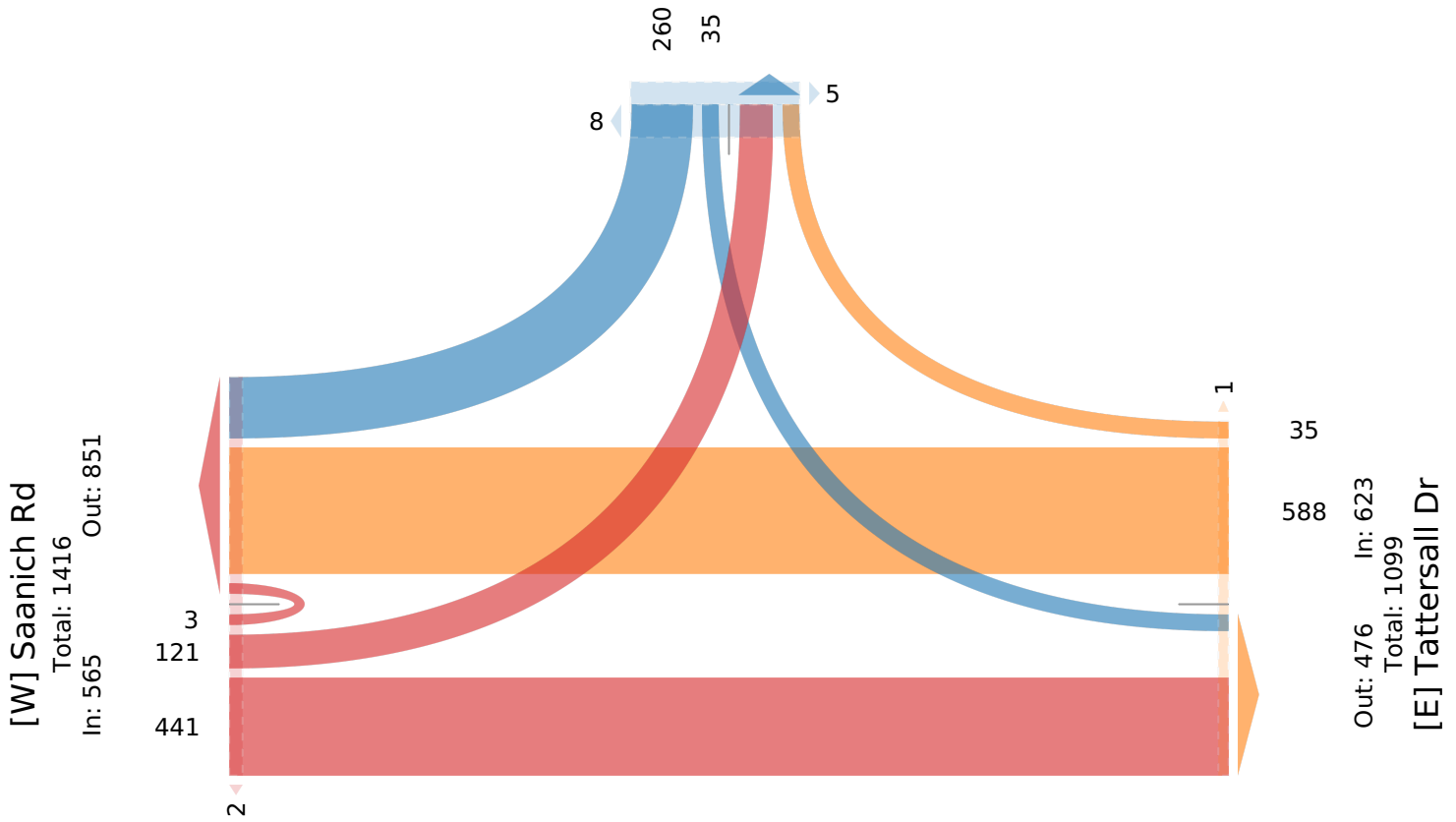
# McElhanney

Provided by: McElhanney Kamloops  
710 Laval Crescent, Kamloops, BC, V2C5P3, CA

### [N] Saanich Rd

Total: 451

In: 295 Out: 156



### [S] Sidewalk Only

Tattersall Drive And Saanich Road - March  
20... - TMC

Wed Mar 1, 2023

PM Peak (4:15 PM - 5:15 PM) - Overall Peak Hour

All Classes (Motorcycles, Lights, Single-Unit  
Trucks, Articulated Trucks, Buses, Pedestrians,  
Bicycles on Road, Bicycles on Crosswalk)

All Movements

ID: 1045677, Location: 48.456382, -123.369602,

Site Code: TIN000736



# McElhanney

Provided by: McElhanney Kamloops  
710 Laval Crescent, Kamloops, BC, V2C5P3, CA

Leg Direction	Saanich Rd Southbound					Tattersall Dr Westbound					Sidewalk Only Northbound		Saanich Rd Eastbound					
Time	R	L	U	App	Ped*	R	T	U	App	Ped*	App	Ped*	T	L	U	App	Ped*	Int
2023-03-01 4:15PM	47	4	0	51	3	9	164	0	173	0	0	6	152	61	0	213	1	437
4:30PM	50	11	0	61	6	7	148	0	155	0	0	1	145	68	0	213	0	429
4:45PM	46	6	0	52	3	9	135	0	144	0	0	4	153	68	2	223	0	419
5:00PM	42	4	0	46	7	6	124	0	130	0	0	2	149	78	0	227	0	403
<b>Total</b>	185	25	0	210	19	31	571	0	602	0	0	13	599	275	2	876	1	1688
<b>% Approach</b>	88.1%	11.9%	0%	-	-	5.1%	94.9%	0%	-	-	-	-	68.4%	31.4%	0.2%	-	-	-
<b>% Total</b>	11.0%	1.5%	0%	12.4%	-	1.8%	33.8%	0%	35.7%	-	0%	-	35.5%	16.3%	0.1%	51.9%	-	-
<b>PHF</b>	0.934	0.545	-	0.863	-	0.806	0.869	-	0.866	-	-	-	0.984	0.872	0.250	0.959	-	0.966
<b>Motorcycles</b>	0	0	0	0	-	0	0	0	0	-	0	-	2	1	0	3	-	3
<b>% Motorcycles</b>	0%	0%	0%	0%	-	0%	0%	0%	0%	-	-	-	0.3%	0.4%	0%	0.3%	-	0.2%
<b>Lights</b>	174	24	0	198	-	29	566	0	595	-	0	-	591	260	1	852	-	1645
<b>% Lights</b>	94.1%	96.0%	0%	94.3%	-	93.5%	99.1%	0%	98.8%	-	-	-	98.7%	94.5%	50.0%	97.3%	-	97.5%
<b>Single-Unit Trucks</b>	1	0	0	1	-	0	4	0	4	-	0	-	4	3	0	7	-	12
<b>% Single-Unit Trucks</b>	0.5%	0%	0%	0.5%	-	0%	0.7%	0%	0.7%	-	-	-	0.7%	1.1%	0%	0.8%	-	0.7%
<b>Articulated Trucks</b>	0	0	0	0	-	0	0	0	0	-	0	-	0	0	0	0	-	0
<b>% Articulated Trucks</b>	0%	0%	0%	0%	-	0%	0%	0%	0%	-	-	-	0%	0%	0%	0%	-	0%
<b>Buses</b>	8	0	0	8	-	0	0	0	0	-	0	-	1	8	0	9	-	17
<b>% Buses</b>	4.3%	0%	0%	3.8%	-	0%	0%	0%	0%	-	-	-	0.2%	2.9%	0%	1.0%	-	1.0%
<b>Bicycles on Road</b>	2	1	0	3	-	2	1	0	3	-	0	-	1	3	1	5	-	11
<b>% Bicycles on Road</b>	1.1%	4.0%	0%	1.4%	-	6.5%	0.2%	0%	0.5%	-	-	-	0.2%	1.1%	50.0%	0.6%	-	0.7%
<b>Pedestrians</b>	-	-	-	-	18	-	-	-	-	0	-	12	-	-	-	-	-	0
<b>% Pedestrians</b>	-	-	-	-	94.7%	-	-	-	-	-	-	92.3%	-	-	-	-	-	0%
<b>Bicycles on Crosswalk</b>	-	-	-	-	1	-	-	-	-	0	-	1	-	-	-	-	-	1
<b>% Bicycles on Crosswalk</b>	-	-	-	-	5.3%	-	-	-	-	-	-	7.7%	-	-	-	-	-	100%

\* Pedestrians and Bicycles on Crosswalk. L: Left, R: Right, T: Thru, U: U-Turn

Tattersall Drive And Saanich Road - March

20... - TMC

Wed Mar 1, 2023

PM Peak (4:15 PM - 5:15 PM) - Overall Peak Hour

All Classes (Motorcycles, Lights, Single-Unit Trucks, Articulated Trucks, Buses, Pedestrians, Bicycles on Road, Bicycles on Crosswalk)

All Movements

ID: 1045677, Location: 48.456382, -123.369602,

Site Code: TIN000736



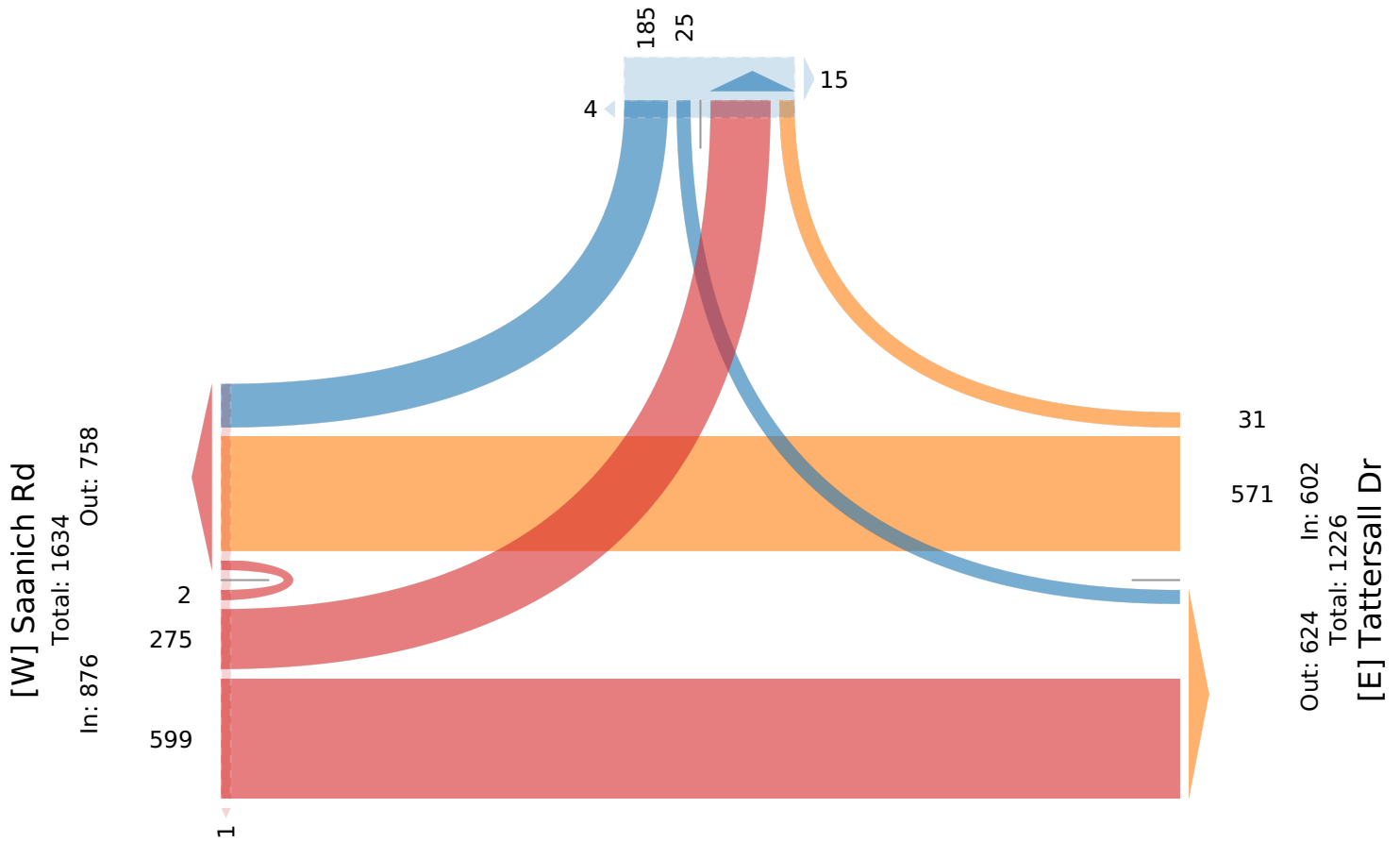
**McElhanney**

Provided by: McElhanney Kamloops  
710 Laval Crescent, Kamloops, BC, V2C5P3, CA

[N] Saanich Rd

Total: 516

In: 210 Out: 306



[S] Sidewalk Only